

GENEST OUTDOOR FIRE PIT

- *Easy to build*
- *Solid construction*
- *Comes as a kit*
- *Optional grate turns fire pit into BBQ*



 **Genest**

Earth Blend

Genest Outdoor Fire Pit

Block Specifications:

4"(H) x 12"(L) x 8"(D) Weight: 20lbs.



Outside Diameter:
46" approximately


Inside Diameter:
30" approximately

Typical Height:

12" or 4 courses high

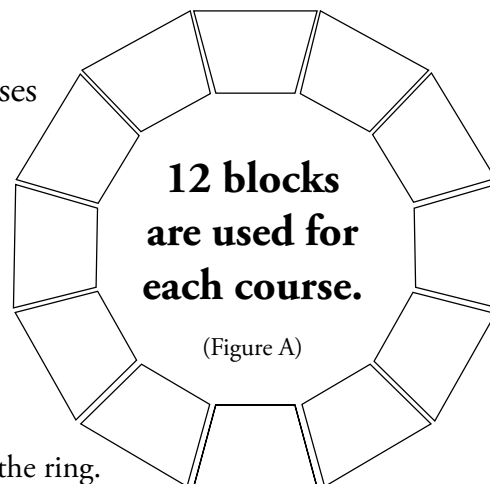
• 16" high....4 courses • 20" high....5 courses • 24" high....6 courses

• Comes with heavy gauge metal insert



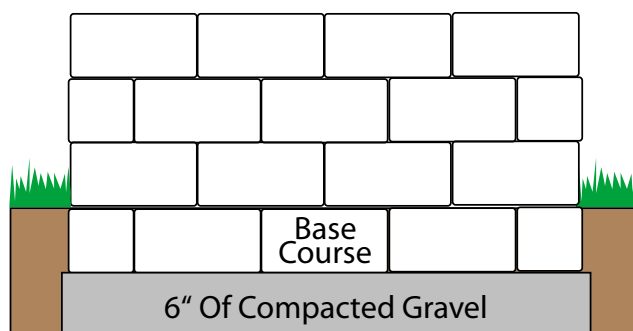
Accessory Items

Heavy gauge steel grate for cooking



Typical construction sequence:

- Lay one layer of block to mark where the final installation will be. (Figure A)
- Mark the pit location – Using a spade, dig around the circle about 1" outside the ring. Remove the blocks and dig out all the material in the ring to a depth of 6".
- Create a level trench – Using a spade dig a trench as wide as one block (6 1/2") within the circle and dig down 6" and remove this material. (Figure B)
- Fill the trench – Fill the trench with 6" of gravel. Using a hand tamper, compact gravel until level.
- Lay and level first course (base course) – Place first block in the ring and level side to side, front to back. Lay the rest of the base course in the same manner as the first block until base course is finished.* (Figure B)
- Assemble the remaining courses – Using a caulking gun, apply masonry adhesive to the blocks for the remaining courses while maintaining a running bond pattern.*
- Fill the pit – After installing the final course install the fire pit insert into the circle. Fill the bottom of the pit with 6" of crushed stone.



**We recommend that after you install each course of blocks you check to make sure the fire pit insert fits within the circle.*

(Figure B)

Safety First

We want you to enjoy your Genest Outdoor Fire Pit so please follow these fire safety rules:

- Build only small fires.
- Concrete can spall and crack if exposed to intense heat.
 - Never use gasoline or liquid starters to ignite wood.
 - Always tend to your fire and keep a fire extinguisher, shovel and large container of water nearby to douse the flames.
 - Supervise children at all times around open flames.
- Make sure fire is completely out before leaving the area.



Earth Blend



Granite Blend



1-800-649-4773
www.GenestConcrete.com